

ProKure® V

DISINFECTANT/SANITIZER/TUBERCULOCIDE/VIRUCIDE* FUNGICIDE/ALGAECIDE/SLIMICIDE/DEODORIZER

When used as directed, ProKure® V, a chlorine dioxide-generating product, is proven effective as: a disinfectant against methicillin-resistant *S. aureus* (MRSA) (ATCC 33591), *Staphylococcus aureus* (ATCC 6538), *Pseudomonas aeruginosa* (ATCC 15442), *Listeria monocytogenes* (ATCC 19111), vancomycin-resistant *Enterococcus faecalis* (ATCC 51299), *Salmonella enterica* (ATCC 10708), and *Mycobacterium bovis* (TB) (ATCC 35737); a virucide* against *Human Immunodeficiency Virus Type 1* (HIV-1) (HTLV-III), *Hepatitis A* (HM-175), *Herpes Simplex-2* (ATCC VR-734), *Rhinovirus type 37* (ATCC VR-1147), *Influenza-A virus* (ATCC VR-544), *Coronavirus* (ATCC VR-740), *Poliovirus-1* (ATCC VR-1000), *Feline Calicivirus* (ATCC VR-782), *Rotavirus* (WA), *Canine Parvovirus* (ATCC VR-2017), *Adenovirus type 5* (ATCC VR-5), *Vaccinia Virus* (ATCC VR-119), and *Norovirus (feline calici used as testing surrogate)* (ATCC VR-782), *Bordetella Bronchiseptica* (kennel cough) (ATCC 10580), *Canine Distemper Virus, Strain Snyder Hill*, (ATCC VR-1587), *Feline Panleukopenia Virus (Feline Distemper)* (ATCC VR-648); an algaecide (*Phormidium boneri*); a sanitizer against *S. aureus* (ATCC 6538), *Salmonella typhimurium* (MDRS) (ATCC 13311), *Klebsiella pneumonia* (ATCC 4352), *E. coli* (ATCC 11229, *E. coli* O157:H7 (ATCC 43895), and *Listeria monocytogenes* (ATCC 19111); and a fungicide against *Fusarium solani* (ATCC 36031), *Trichophyton interdigitale* (athlete's foot) (ATCC 9533), *Candida albicans* (ATCC 10231), *Botrytis Sp* and *Penicillium digitatum* (ATCC 201167), and *Aspergillus niger* (ATCC 9642); kills odor-causing bacteria, mold and mildew.

Active Ingredient:

Sodium Chlorite:.....30.5%
Other Ingredients:.....69.5%
Total:.....100.0%

KEEP OUT OF REACH OF CHILDREN DANGER

See back panel for other cautions

Amount of Chlorine Dioxide generated = 0.05%

Optional Statement: (Amount of Chlorine Dioxide generated = 0.01%)

FIRST AID
If in Eyes: Hold eye open and rinse slowly and gently with water for 15-20 minutes. Remove contact lenses, if present, after the first 5 minutes, then continue rinsing eye. Call a poison control center or doctor for treatment advice.
If on Skin or Clothing: Take off contaminated clothing. Rinse skin immediately with plenty of water for 15-20 minutes. Call a poison control center or doctor for treatment advice.
If Swallowed: Call poison control center or doctor immediately for treatment advice. Have person sip a glass of water if able to swallow. Do not induce vomiting unless told to do so by the poison control center or doctor. Do not give anything by mouth to an unconscious person.
If Inhaled: Remove victim to fresh air. If person is not breathing, call 911 or an ambulance, then give artificial respiration, preferably mouth-to-mouth if possible. Call a poison control center or doctor for treatment advice. Get medical attention.
Have the product container or label with you when calling poison control center, doctor or going for treatment. For emergency information concerning this product, call the National Pesticides information Center (NPIC) at 1-800-858-7378 seven days a week, 6:30 am to 4:30 pm Pacific Time (NPIC). Note to Physician: Probable mucosal damage may contraindicate the use of gastric lavage.

EPA Registration No. 87508-3-89334 EPA Establishment No. 62788-AL-001

Distributed by ProKure Solutions, LLC 5013 E. Washington Street, Suite 130, Phoenix, AZ 85034 www.prokuresolutions.com

Net Weight: XX oz (XX grams)

PRECAUTIONARY STATEMENTS HAZARDS TO HUMANS AND DOMESTIC ANIMALS

This product is designed to fully compartmentalize dry ingredients inside a patented pouch. Under normal conditions of use, and unless the sealed pouch is compromised, contact with the dry ingredients should not occur. However, if the sealed product is compromised and contact with dry ingredients is possible, please note the following hazard and safety information.

DANGER: Dry ingredients: Corrosive. Causes irreversible eye damage and skin burns. Wear protective eyewear such as goggles, face shield, or safety glasses and gloves. Harmful if swallowed. Avoid breathing vapors. Wash thoroughly with soap and water after handling and before eating, drinking, chewing gum, using tobacco or using the toilet. Remove and wash contaminated clothing before reuse.

PHYSICAL OR CHEMICAL HAZARDS

POUCH CONTAINING DRY SODIUM CHLORITE IS NOT COMPATIBLE WITH ANY REDUCING AGENTS, COMBUSTIBLE MATERIALS, SOLVENTS, ACIDS, PAINTS OR SULFURCONTAINING RUBBER. KEEP ACTIVATED SOLUTION AWAY FROM HEAT, SPARKS AND LIGHT. CHLORINE DIOXIDE GAS CAN BECOME CONCENTRATED IN OPEN AREA OF POUCH. DILUTE ACTIVATED SOLUTION IN AN OPEN, WELL VENTILATED AREA.

STORAGE AND DISPOSAL

Do not contaminate water, food, or feed by dry pouch storage and disposal.

Pesticide Storage: STORE SOLUTION IN DARK, DRY, PROTECTED, WELL-VENTILATED AREA, AWAY FROM DIRECT SUNLIGHT AND WHERE TEMPERATURE WILL NOT EXCEED 122°F (50°C). KEEP POUCH CONTAINING DRY INGREDIENTS IN ITS ORIGINAL CONTAINER AND AWAY FROM HEAT OR OPEN FLAME. MAKE SURE THE POUCH CANNOT COME INTO CONTACT WITH WATER OR ACID OR ACID-BASED PRODUCTS.

Pesticide Disposal: TO AVOID WASTE, USE ALL OF THE SOLUTION ACCORDING TO LABEL DIRECTIONS. DO NOT DISPOSE OF POUCH CONTAINING DRY INGREDIENTS WITH FOOD OR WATER. IN THE EVENT OF A SPILL OF DRY INGREDIENTS, TAKE STEPS TO AVOID RUNOFF TO COME INTO CONTACT WITH COMBUSTIBLE MATERIALS, ACIDIC SOLUTIONS, SKIN OR CLOTHING. AN UNUSED POUCH CONTAINING DRY INGREDIENTS MUST BE TREATED AS TOXIC WASTE MATERIALS AND MUST BE DISPOSED OF IN ACCORD WITH FEDERAL, STATE AND LOCAL REGULATIONS. CONTACT EPA, STATE OR LOCAL ENVIRONMENTAL AGENCIES FOR CURRENT DISPOSAL INSTRUCTIONS. DISCARD EMPTY PACKAGING AND SPENT POUCH IN AN OUTDOOR REFUSE CONTAINER.

Container Handling: DO NOT REUSE OR REFILL CONTAINER HOLDING SOLUTION EXCEPT AS ALLOWED IN THE DIRECTIONS FOR USE. NON-REFILLABLE POUCH. DO NOT TRY TO RE-USE OR REFILL THE POUCH.

WARRANTY STATEMENT: Manufacturer's liability is limited to the purchase price of the product. Manufacturer makes no warranties, implied or expressed, other than that the product shall be free from defects in material and workmanship. The manufacturer makes no warranty to the merchantability of the product. Manufacturer accepts no liability resulting from misuse of product or for any incidental or consequential damages for any breach of warranty.

DIRECTIONS FOR USE:

It is a violation of Federal Law to use this product in a manner inconsistent with the labeling. Read the entire label and use strictly in accordance with precautionary statements and use.

This product, when used in accordance with Directions on hard, non-porous surfaces such as stainless steel, glass, vinyl, polypropylene, PVC or other hard non-permeable surfaces, is an effective disinfectant, sanitizer, algacide, tuberculocide, fungicide, general-purpose antimicrobial and surface cleaner. Applications include medical laboratories, hospitals, rehabilitation facilities, diagnostic centers, clinics, first-responder facilities and equipment, veterinary hospitals, medical equipment, pharmaceutical facilities and laboratories, as well as food processing and serving facilities, beverage bottling facilities. The formulation may be applied via mop, sprayer or sponge, with visibly soiled surfaces pre-cleaned as needed by means of a non-disinfectant cleaning agent. Formula must be applied to ensure visible wetness of surface to be treated. Visibly soiled surfaces must be pre-cleaned prior to treatment.

To activate the system, tear open the foil package and remove the white inner pouch. Do not open white inner pouch. Add the pouch to an opaque (not clear) bottle with the correct amount of water as indicated by the table below and agitate for one minute at 15 minute intervals until full activation at 1 hour, for a total of five agitations in one hour's time.

If any formula remains unused, pour unused formula into a dark closed or sealed container in a cool, dark location that is not subject to any sunlight and is separate from any food for human or animal consumption, making sure to use stored formula within 15 days of activation. Record activation date onto the container. Dispose of stored formula after 15 days.

To Achieve 500 ppm:

Size of Pouch	0.42 oz (wt) (11.9 grams)	0.84 oz (wt) (23.8 grams)	0.84 oz (wt) (23.8 grams)	2.1 oz (wt) (59.5 grams)	0.84 oz (wt) (23.8 grams)
Number of Pouches	1	1	5	2	30
Amount of Water	0.5 gallon	1 gallon	5 gallons	5 gallons	30 gallons

Solution will be usable in 60 minutes (1 hour).

NOTE: Allow ONE (1) HOUR BEFORE USE TO ENSURE SOLUTION REACHES FULL STRENGTH. Be sure to agitate upon addition of the pouch to the water, at 15-minute intervals, and before initial use. Total of 5 agitations of 1-minute for one hour. Temperature must be kept between 20-25°C.

Use only in a well-ventilated area and avoid inhaling fumes. Wear protective gloves if hands will come into contact with activated solution during dilution or application; if working with stock (500 ppm) solution in open container or pressurized sprayer, wear NIOSH/MHSA-approved respirator and goggles for chlorine dioxide.

Use the following dilution Instructions: All dilutions are based upon a nominal concentration of 500 ppm. Use the following instructions to achieve the use concentration indicated:

To Achieve Use Concentration of:	Use Dilution Device or Sprayer With a Dilution of:
100 ppm	1:5 (one part 500 ppm solution to 4 parts water)
50 ppm	1:10 (one part 500 ppm solution to 9 parts water)
20 ppm	1:25 (one part 500 ppm solution to 24 parts water)
5 ppm	1:100 (one part 500 ppm solution to 99 parts water)
0.25 ppm	1:2,000 (one part 500 ppm solution to 1,999 parts water)

To Achieve 100 ppm:

Size of Pouch	0.042 oz (wt) (1.19 grams)	0.17 oz (wt) (5.0 grams)	0.42 oz (wt) (11.9 grams)	0.84 oz (wt) (23.8 grams)	0.84 oz (wt) (23.8 grams)	3.36 oz (wt) (95.2 grams)	2.1 oz (wt) (59.5 grams)	0.84 oz (wt) (23.8 grams)	0.84 oz (wt) (23.8 grams)
Number of Pouches	1	1	1	1	4	1	2	5	6
Water	1 quart	1 gallon	2.5 gallon	5 gallon	20 gallon	20 gallon	25 gallon	25 gallon	30 gallon

Solution will be usable in 60 minutes (1 hour).

NOTE: Allow ONE (1) HOUR BEFORE USE TO ENSURE SOLUTION REACHES FULL STRENGTH. Be sure to agitate upon addition of the pouch to the water at 15 minute intervals (total of 5 agitations of 1 minute for 1 hour) and before initial use. Temperature must be kept between 20-25°C.

Optional:

Use the following dilution Instructions: All dilutions are based upon a nominal concentration of 100 ppm. Use the following instructions to achieve the use concentration indicated:

To Achieve Use Concentration of:	Use Dilution Device or Sprayer With a Dilution of:
20 ppm	1:5 (one part 100 ppm solution to 4 parts water)
5 ppm	1:20 (one part 100 ppm solution to 19 parts water)

Use the following dilution Instructions: All dilutions are based upon a nominal concentration of 500 ppm. Use the following instructions to achieve the use concentration indicated:

To Achieve Use Concentration of:	Use Dilution Device or Sprayer With a Dilution of:
100 ppm	1:5 (one part 500 ppm solution to 4 parts water)
50 ppm	1:10 (one part 500 ppm solution to 9 parts water)

DISINFECTANT OR VIRUCIDE* FOR HARD, NON-POROUS SURFACES: Product must be used with an exposure time of 10 minutes at 100 ppm to disinfect:

Bacteria (methicillin-resistant *S. aureus* (MRSA), vancomycin-resistant *Enterococcus faecalis*, *Staphylococcus aureus*, *Pseudomonas aeruginosa*, *Salmonella enterica*, *Mycobacterium bovis* (TB), *Listeria monocytogenes*)

Fungi (*Trichophyton interdigitale* (athlete's foot), *Candida albicans*)

*Viruses** on hard surfaces (in medical or veterinary facilities) to decontaminate *Human Immunodeficiency Virus Type 1* (HIV-1), *Herpes Simplex-2*, *Feline Calicivirus*, *Corona virus*, *Hepatitis A*, *Poliovirus-1*, *Rotavirus*, *Influenza-A virus*, *Rhinovirus type 37*, *Canine Parvovirus*, *Bordetella Bronchiseptica* (kennel cough) (ATCC 10580), *Canine Distemper Virus*, *Stain Snyder Hill*, (ATCC VR-1587), *Feline Panleukopenia Virus* (*Feline Distemper*) (ATCC VR-648), *Adenovirus type 5*, *Vaccinia*, and *Norovirus*.

Emerging Viral Pathogen Claims

This product qualifies for emerging viral pathogen claims per the EPA's 'Guidance to Registrants: Process for Making Claims Against Emerging Viral Pathogens not on EPA-Registered Disinfectant Labels' when used in accordance with the appropriate use directions indicated below.

This product meets the criteria to make claims against certain emerging viral pathogens from the following viral categories:

- Enveloped Viruses
- Large Non-Enveloped Viruses
- Small Non-Enveloped Viruses

<i>For an emerging viral pathogen that is a/an...</i>	<i>...follow the directions for use for the following organisms on the label:</i>
Enveloped virus	Poliovirus-1
Large, non-enveloped virus	Poliovirus-1
Small, non-enveloped virus	Poliovirus-1 and Feline Calicivirus [surrogate for Norovirus]

Acceptable claim language:

[Product name] has demonstrated effectiveness against viruses similar to ***[name of emerging virus]*** on hard, non-porous surfaces. Therefore, ***[product name]*** can be used against ***[name of emerging virus]*** when used in

accordance with the directions for use against **name of supporting virus(es)** on **hard, non-porous surfaces**. Refer to the [CDC or OIE] website at [pathogen-specific website address] for additional information.

[Name of illness/outbreak] is caused by [name of emerging virus]. [Product name] kills similar viruses and therefore can be used against [name of emerging virus] when used in accordance with the directions for use against **name of supporting virus(es)** on **hard, non-porous surfaces**. Refer to the [CDC or OIE] website at [website address] for additional information.

SANITIZER FOR HARD, NON-POROUS, NON-FOOD-CONTACT SURFACES. Formula may be used to sanitize non-food contact surfaces at a dilution of 20 ppm and an exposure time of 5 minutes against *Listeria monocytogenes*, *Staphylococcus aureus* and *Klebsiella pneumoniae*. Formulation may be applied to non-food contact surfaces, to include but not be limited to walls, furniture, floors, and equipment. Dilute to 20 ppm as table above specifies.

SANITIZER FOR HARD, NON-POROUS, FOOD-CONTACT SURFACES. Effective food contact surface sanitizer at an exposure time of 1 minute at a dilution of 5 ppm against *E. coli* and *E coli O157:H7*, *Staphylococcus aureus* and *Salmonella typhimurium (MDRS)*. Product may be used on previously cleaned food preparation surfaces; fountain drink and beverage dispensers; glassware, plates and eating utensils and food and beverage processing equipment at a dilution of 5 ppm and an exposure time of 1 minute.

SUITABLE FOR TRAUMA SCENE DECONTAMINATION: KILLS HIV ON PRE-CLEANED HARD, NON-POROUS SURFACES PREVIOUSLY SOILED WITH BLOOD/BODY FLUIDS in health care settings (Hospitals, Nursing Homes) and other settings in which the surfaces/objects likely to be soiled with blood/body fluids can be associated with the potential for transmission of Human Immunodeficiency Virus Type 1 (HIV-1) (associated with AIDS). Personal Protection: Disposable latex or vinyl gloves, gowns, facemasks and eye coverings as appropriate, must be worn during all cleaning of body fluids, blood and decontamination procedures.

[Cleaning Procedures: Blood/body fluids must be thoroughly cleaned from surfaces/objects before application of (PROKURE® V). Disposal of Infectious Material: Blood/body fluids should be autoclaved and disposed of according to Federal, State and local regulations for infectious waste disposal.]

Contact Time: Product must be used with an exposure time of 10 minutes at 100 ppm.

ANTIMICROBIAL APPLICATIONS FOR WATER-BASED CUTTING FLUIDS/OILS: This product will help inhibit, control and remove odor-causing bacteria, slimes and other organic growth in water-based cutting oils and attendant systems. The formula can be used for batch treatments, shock treatments or for continuous operation in and for small-volume systems. Use a 500 ppm solution for each 100 gallons of cutting oil in the system, adding between 0.2 and 2 gallons of the 500 ppm solution, subject to the amount of contamination and the desired frequency of treatment.

SANITIZING FINAL RINSE OF PRE-CLEANED OR NEW RETURNABLE OR NON-RETURNABLE CONTAINERS. This product may be used as a final sanitizing rinse for plastic, glass or metal returnable and non-returnable beverage containers, to include bottles, cans, and kegs. Using a device with a 6:100 dilution (six parts solution to 94 parts water), use a 500 ppm solution to produce an end application concentration of 30 ppm. Rinse bottles, cans, or other containers with the use solution, ensuring visible wetness. Allow to drain dry.

TO EXTEND SHELF-LIFE OF FRUITS AND VEGETABLES. This product may be used for 1 minute at a dilution of 5 ppm in food processing facilities in order to control spoilage microorganisms on raw agricultural commodities (RACs). Apply via sprayer or dip RACs into formulation, followed by a rinse with potable water or by cooking, blanching or canning. Dilute to 5 ppm as table above specifies.

FRUIT AND VEGETABLE RINSE ANTIMICROBIAL APPLICATIONS / TO CONTROL THE BUILDUP OF MICROBES IN PROCESS WATERS FOR ASSOCIATED LINES, TANKS AND FLUMES. This product will control and inhibit the build-up of microbes in water used to process fruits and vegetables. The recommended residual concentrations of chlorine dioxide are between 0.25 ppm and 5.0 ppm. Dilute to 0.25 ppm or 5 ppm as table above specifies. In order to maintain desired concentration, inject formulation to the system either continuously or intermittently as needed. Frequency and volume of replenishment is subject to the severity of contamination of vegetables and fruits being processed, as well as target concentration, and process design.

ANTIMICROBIAL AND GENERAL CLEANING APPLICATIONS FOR POTABLE WATER SYSTEMS: This product is effective as a means of reducing microbial populations in potable water holding tanks and lines of boats or RVs (recreational vehicles), as well as in the wastewater lines and tanks of boats and RVs. It can also be used in beverage equipment including fountain drink equipment and related storage, transfer and dispensing lines of this equipment. It is also effective when used to clean such equipment to remove organic materials and eliminate/prevent odors. Any such use must be followed by a thorough rinsing with potable water. To achieve a level of 50 ppm, use one activated pouch

(2 liters) for each 50 gallons of tank or line capacity, rounding up to the next higher number of pouches (i.e., using two pouches to treat a 100-gallon tank, or four pouches to treat two 80-gallon tanks with a combined capacity of 160 gallons).

DISINFECTANT FOR CLEAN-IN-PLACE (CIP) APPLICATIONS FOR POTABLE WATER SYSTEMS: This formula is effective as a disinfectant for potable water lines or fountain drink or other beverage preparation, storage, transfer and dispensing equipment that have or may have been contaminated with bacteria (methicillin-resistant *S. aureus*, vancomycin-resistant *Enterococcus faecalis*, *Salmonella enterica*, *Staphylococcus aureus*, *Pseudomonas aeruginosa*) and/or fungi (*Candida albicans*). Dilute as table above specifies to either 100 ppm solution for a 10-minute exposure time or to 50 ppm solution for a 20-minute exposure time.

ANTIMICROBIAL TREATMENT FOR POULTRY DRINKING WATER. This product may be used at up to 5 ppm to control microorganisms in drinking water intended for poultry. Dilute to 5 ppm or use directly in system with automatic, ondemand injection system metered to produce an end concentration of 5 ppm. Note: application specifics may vary subject to metering system, frequency of replenishment, and the overall capacity of drinking container.

ANTIMICROBIAL APPLICATIONS FOR NON-POTABLE WATER SYSTEMS IN HORTICULTURAL SETTINGS: This product may be used to control and reduce microbial populations in non-potable water used with cut flowers in order to minimize microbial transfer from water to flower in order to maintain/maximize the freshness of cut flowers and to extend their shelf life. Dilute to 5 ppm as table above specifies.

GENERAL CLEANING AND ANTIMICROBIAL USES; NON-POTABLE WATER APPLICATIONS SUCH AS RECIRCULATING WATER SYSTEMS, TO INCLUDE PAPER MILLS, DECORATIVE FOUNTAINS AND COOLING TOWERS: This product will help control, inhibit or remove algae, fungi, slime, or other organic buildups in recirculating water systems. For initial or remedial treatment in cases of significant build-ups of this organic material, begin with a 500 ppm solution for each 1,000 gallons or cooling or fountain water capacity. Then add 10 gallons of the 500 ppm solution to achieve a residual concentration of chlorine dioxide of approximately 5 ppm. Circulate the treated fluid in normal system operation. Repeat daily until desired results are achieved. For continuous or periodic treatment, begin with a 500 ppm solution for each 1,000 gallons of cooling or fountain water, adding one gallon of the 500 ppm solution to achieve a residual concentration of chlorine dioxide of approximately 0.5 ppm. Circulate water in normal system operation.

DISINFECT AND INACTIVATE AVIAN INFLUENZA-A AND OTHER ANIMAL VIRUSES LISTED ON THIS LABEL AT DAIRY, POULTRY, SWINE, TURKEY AND ANIMAL FARMS, HATCHERIES, VETERINARY PRACTICES, ANIMAL CARE, ANIMAL LABORATORIES, ZOOS, PET SHOPS, KENNELS, BREEDING AND GROOMING ESTABLISHMENTS, TACK SHOPS AND ANIMAL LIFE SCIENCE LABORATORIES: Remove all litter, droppings and manure from the floors, walls and surfaces of pens, stalls, barns, chutes and other facilities and fixtures occupied or traversed by animals. Empty all troughs, racks and other watering appliances. Thoroughly clean all surfaces with soap, detergent and rinse with water. Product must be used with an exposure time of 10 minutes at 100 ppm. For hard, non-porous surfaces, apply PRODUCT using a cloth, mop, sponge or (mechanical coarse) (hand pump) spray device until the surface is thoroughly wet. Immerse all animal handling and restraining equipment as well as forks, shovels, and scrapers used to remove litter and manure. Treated surfaces must remain wet or be immersed for 10 minutes. Do not rinse. Allow to air dry.

TO SANITIZE NON-POROUS GLOVES AND SHOES IN ANIMAL AND AGRICULTURAL FACILITIES: This product will sanitize gloves and shoes made from non-porous materials [such as rubber, neoprene, latex, and [treated][waterproofed][water-resistant] leather]. Prepare product to 100 ppm in accordance with chart above. Store the solution in an open container. Remove visible filth from gloves or shoes and dip gloves or shoes into the solution. Treated surfaces must remain wet or be immersed for 5 minutes. Replace the solution daily or when the solution appears soiled.

SUITABLE FOR WATER AND SMOKE DAMAGE RESTORATION: Effective against odor caused by smoke and water damage for commercial, industrial, hospital and residential locations. (PROKURE®) is particularly suitable for use in water and fire damage restoration. Saturate affected materials with enough product to remain wet for at least 10 minutes exposure time. For strong odors, use solution up to 500 ppm. Do not rinse. Allow to air dry.

SUITABLE FOR SEWER BACKUP AND RIVER FLOODING: Remove heavy soil along with non-salvageable materials. Thoroughly clean or power wash all surfaces with soap, detergent or degreaser and rinse with water. To use as a deodorizer, saturate all affected areas with a cloth, mop or mechanical coarse spray device until the surface is thoroughly wet. For strong odors, use solution up to 500 ppm. Do not rinse. Allow to air dry.

CARPETS, CARPET CUSHIONS, UPHOLSTERY, DRAPES AND OTHER POROUS MATERIALS, SUB FLOORS, DRYWALL, TRIM, AND FRAME LUMBER, TACKLESS STRIP AND PANELING: To use as a deodorizer against water and fire damage, extract excess water and test (PROKURE® V) in a hidden area for colorfastness. Remove gross filth and heavy soil. Apply product directly with a mechanical coarse spray device (or coarse pump or trigger spray device)

to fully saturate affected materials. For spray applications, spray 8-10 inches from surface. Follow with thorough extraction and rapid drying.

SUITABLE FOR ALLERGEN REMOVAL: To [remove and] reduce specified allergens: [Set trigger to SPRAY.] Spray, [wait 1 minute]., and wipe excess. [Rinse.] Allow to air dry. [If streaking is observed, wipe with a clean, damp [cloth or] paper towel.]

Allergens: Cockroach matter -and/or- particles; Dust mite matter -and/or- particles; Pet dander -and/or- dog -and/or- cat dander

FUNGICIDE: This product is fungicidal against the pathogenic fungi *Fusarium solani*, *Trichophyton interdigitale* (Athlete's Foot Fungus) (a cause of ringworm) (a cause of ringworm of the foot), *Candida albicans*, and *Aspergillus niger*. Apply PRODUCT (solution) at 100ppm with a cloth, sponge or (hand pump) trigger sprayer to hard, non-porous surface(s) (found in bathrooms, shower stalls, locker rooms, exercise facilities or other clean, non-food contact hard non-porous surfaces commonly contacted by bare feet). Allow the surface to remain wet for 10 minutes. Allow to air dry. Product may be applied daily or more frequently with heavy facility use.

GENERAL SLIMICIDE, AND ALGAECIDE (FOR INDOOR AND OUTDOOR AGRICULTURAL FACILITY, GREENHOUSE, HORTICULTURAL, HYDROPONIC, AND CULTIVATION FACILITY APPLICATIONS): This product may be used to treat and control fungi, slimes, and algae with an exposure time of 10 minutes at 100ppm and sanitize (with an exposure time of 5 minutes at 20ppm) hard, non-porous surfaces.

DIP TO CONTROL AND SUPPRESS BACTERIA (*Erwinia chrysanthemi*), ALGAE (such as *Phormidium boneri*), AND FUNGI (SUCH AS *Penicillium digitatum*, *Botrytis sp.* AND *Fusarium solani*) ON ROOTED AND UNROOTED CUTTINGS AND CUT FLOWERS. Prepare product to 5ppm in accordance with chart above. Dip cuttings or cut flowers and ensure they remain visibly wet with the solution for at least one minute.

DIP OR DRENCH TO CONTROL AND SUPPRESS BACTERIA (*Erwinia chrysanthemi*), ALGAE (*Phormidium boneri*), AND FUNGI (*Penicillium digitatum*, *Botrytis sp.*, *Fusarium solani*, *Pythium aphanidermatum*, *Pythium irregulare*, *Fusarium oxysporum f. sp. Basilicum (Fob)*) IN SEED-BED SOIL AND PLANTING CUBES. Prepare product to 5ppm in accordance with chart above. Submerge or dip seed-bed soil and/or planting cubes and allow them to remain visibly wet for ten (10) minutes. Seed-bed soil and/or planting cubes can be seeded or planted immediately after treatment.

TO CONTROL AND SUPPRESS BACTERIA (*Erwinia chrysanthemi*), INCLUDING ALGAE (*Phormidium boneri*); FUNGI [*Penicillium digitatum*, *Botrytis sp.*, *Fusarium solani*, *Pythium aphanidermatum*, *Pythium irregulare*, *Fusarium oxysporum f. sp. Basilicum (Fob)*], ON ORNAMENTALS, EDIBLES. Prepare product to 5ppm in accordance with chart above. Submerge ornamentals, edibles and ensure crop is visibly wet for ten (10) minutes.

REMEDIAL TREATMENT [TO [REMEDiate] [CONTROL] MOLD: DIRECTIONS FOR USE:

For use on hard, non-porous surfaces. [Product must come in direct contact with mold to be effective.] Surfaces treated must be completely wet with product for 10 minutes at recommended dilution (in chart).

Product can be used as part of a comprehensive mold remediation or water damage restoration program, including [which should also include]:

Monitoring for conditions favorable to mold growth such as [moisture present] [water leaks] [condensation] and high relative humidity; eliminating conditions favorable to mold growth; drying affected areas to below 20% moisture content. When water damage is suspected, eliminate water source, and then remove excess water, drying surfaces thoroughly; Product can be used on materials removed for disposal. If excess water is removed within 24 hours [and surface is thoroughly dried], spraying affected surfaces with Product will [control] growth on uncontaminated surfaces for up to a week. [Structural members and/or contents] [Building materials] exposed to water in excess of 24 hours may have extensive microbial growth that is not visible; prepare a complete assessment and remediation plan to incorporate Product use.

Recommended Mold and Mildew Remediation Websites:

www.iaqa.org IAQA — Indoor Air Quality Association

www.epa.gov EPA — Environmental Protection Agency

www.nyc.gov New York City — "Guidelines on Assessment and Remediation of Fungi in Indoor Environments"

www.iicrc.org IICRC - Institute of Inspection, Cleaning and Restoration Certification["Standard and Reference Guide for Professional Water Damage Restoration" (IICRC S500) published by the Institute of Inspection, Cleaning and Restoration Certification

1. Remove heavy soil. [Use a cleaning tool (cloth, cleaning pad) suitable for the surface being cleaned.] [Remove as much dirt and mold as possible] [and ensure surface is thoroughly dried.] [In some cases, staining may be

irreversible.] [[Do not expect] Product [to] [will not] whiten stains [on contact].]

[2.] Apply Product on area until evenly wet.

[3.] [[If desired] [If dry time] [If water staining] [is a] [potential] [concern] [To promote drying] [and to avoid residue marks], [use a] [clean cloth] [or] [paper towel] [to] wipe off excess wetness.] [with a clean cloth or paper towel.]

[4.] [Allow treated surfaces to dry completely.]

[Mold stains may remain visible following treatment] [This is normal] [In this case] [If so] [If mold stains remain] [following treatment] [reapply] [product] [and] [wipe] [or] [scrub] [area] [away stains] [In some cases, staining may be irreversible.] [[Do not expect] Product [to] [will not] whiten stains [on contact]] [If, [following treatment], additional steps are taken to [remove] [or] [cover] [address] [treat] the stain, reapply Product as a final step to protect area from regrowth.]

Large Areas - Total Surface Area Affected Greater Than 30 Square Feet

Areas larger than 30 square feet require special procedures and individuals trained in remediation. Refer to the recommended websites for guidelines on remediation. Before using Product to mitigate large areas, you should understand one or more of these guidelines. Follow these guidelines to apply Product.

[When water damage is suspected, first locate the source of water and eliminate it. Next, remove excess water [and surface thoroughly dried] [and thoroughly dry surfaces]. See IICRCS500 (Recommended Websites) for guidance on water removal. If excess water is removed within 24 hours [and surface thoroughly dried], spraying affected surfaces with Product will control growth on uncontaminated surfaces for up to a week.]

[[Structural members and/or contents] [Building materials] exposed to water in excess of 24 hours may have extensive microbial growth that is not visible. Prepare a complete assessment and remediation plan to incorporate Product use, provide for user and occupant safety and to document and monitor the remediation process. Product can be used on materials removed for disposal and in other applications where antimicrobial use is indicated.

Reapplication:

Reapply weekly or when growth or odor reappears. Determine and correct the cause of re-growth [and ensure the surface has been thoroughly dried] before reapplication. Reapply [Product] if surfaces are washed or painted.

[Reapply weekly on hard surfaces and [monthly] [every 28 days] on fabrics, or whenever [new growth] [mildew] [mold] [regrowth] appears.]

Personal protection equipment suggestions for applicators:

For areas less than 30 sq. feet, an N-95 respirator, gloves and goggles/eye protection are recommended to avoid mold or mold spore exposure. For areas greater than 30 sq. feet, use an N-95 respirator or half-face respirator with HEPA filter, disposable overalls, gloves and goggles/eye protection.

DEODORIZATION APPLICATIONS

DEODORIZING TREATMENT OF VENTILATION SYSTEMS:

This product can be used as a deodorizer in ventilation systems to eliminate (chemical) (musty) (unpleasant) odors. Before applying the product, make sure the ventilation systems are turned off (disconnected) or set to recirculation. Remove all loose soil and debris and clean all duct work by using a commercial duct cleaning system or service prior to deodorizing. Ensure all parts are mechanically sound, free of leaks, and other defects before and after treatment. Follow directions for use on the label. Do not exceed 500 ppm. Follow all precautionary and first aid instructions on package label.

Additional Professional Use Sites: may be listed on product label and (Graphics to depict):

Airplanes	Breweries	Dental Office	Gymnasium (Gyms)
Ambulance	Buses and Automobiles	Distilleries	Hatcheries
Animal Pens and Poultry Houses	Cafeteria (Kitchen)	Doctors Office	Health Care Facility
Barber Shops	Clinic	Egg Processing Premises	Health Club
Bathroom (Institutional)	College	Farms	Homes
Blood Bank	Commercial Building	Federally inspected meat & poultry processing plants	Hospital
Boats	Commercial Kitchens	Greenhouses	Hotel/Motel
	Day Care Center		Hydroponics facilities

Infused product facilities	Military Installation	Restaurant	Trucks
Indoor & Outdoor agricultural facilities	Nursing Home	Restrooms	Vehicles
Indoor & Outdoor horticulture facilities	Office Building	Schools	Veterinary Office
Kennel	Patient Room	School (Bus) (Vehicle)	Waiting Room
Laboratories	Pharmacy	Shelters	Warehouse Club
Laundromat	Physicians Office	Ships	Weight Room
Laundry Rooms	Public eating places	Sick Room	Wineries
Locker Rooms	Public Facility	Swine premise sanitation	Wrestling Mats
	Public Places	Trains	
	Recreational Center		

Additional Veterinary Use Sites: may be listed on product label and (Graphics to depict):

Animal [Pet] Housing [Kennels] [Facilities] (Pens) (Cages)	Breeding Establishments	Pet Shops -or- Stores	Veterinary -or- Animal Hospitals
Animal Holding Areas	Dairy Farms	Pet waters and feeders	Veterinary Examination Rooms
Animal Life Science Laboratories	Equine Farms	Small Animal Facilities	Veterinary X-ray Rooms
[Animal -or- Pet] Grooming Facilities	Farms	Tack Shops	Veterinary Operating Rooms
Animal Transportation Vehicles	Kennels	Veterinary Clinics -or- Facilities	Zoos
	Litter Boxes	Veterinary [Offices] [Waiting Rooms]	
	Livestock -and/or- Swine -and/or- Poultry Facilities		
	Pet [Areas] [Quarters]		

Additional Hard, non-porous surfaces: may be listed on product label and (Graphic depicting surface):

Bathroom Surfaces	Fixtures	Plastic (mattress covers)	Stainless Steel
Bathtub	Furniture	Polypropylene	Stretchers
Bed Frame	Garbage (cans) (pails) (bins)	Portable Toilet	Table Tops
Bidet	Glass	PVC	Telephones
Brass	Glazed Ceramic (tile)	Recycling Bins	Toilet Seats
Cabinets	Glazed Porcelain (tile)	Refrigerator Exteriors	Tools
Ceramic Floor	Laminate (surfaces)	Salad Bar Sneeze Guard	Urinals
Chairs	Linen Carts	Sealed granite	Vinyl
Chrome	Linoleum	Sealed Marble	Vinyl (tile)
Clean up carts	Microwave Oven (Exterior)	Sealed Quartz	Washable Walls
Countertops	Mirror	Sealed Stone	Wheelchairs
Desk	Outdoor (patio) furniture	Shower Curtain (plastic)	Whirlpool Interiors
Door Knob	Parquet	Sinks	Wrestling mats
Drinking Fountains	Patient Chairs	Sports Equipment	
Examination Tables			
Faucets			

Additional Veterinary Use Surfaces: may be listed on product label and (Graphics to depict):

Animal Equipment	Exterior Surfaces Of	Pens	Stalls
Automatic Feeders	Watering Appliances	Portable Pet Carriers	Troughs
Cages	Feed Racks	Reception Counters - Or- Desks -Or- Areas	Veterinary Care Surfaces
Surfaces Of Fountains	Hard, Nonporous Veterinary Surfaces		

Additional Agricultural Use Sites: may be listed on product label and/or graphics to depict:

Grow Beds	Mother Room	Cultivation Rooms	Trimming Areas
Drop Down Hoses	Perpetual Harvest	Clone Rooms	Cure Rooms
Cure Room	Racks	Vegetation Rooms	Drying Rooms
Veg Room	Cloning Beds	Propagation Rooms	

Optional Marketing Claims

- Mold & Mildew Eliminator
- Kills Germs
- Kills Parvo(Canine parvovirus)
- Eliminates (pet) (food) (bad) odors
- [Heavy-duty] Odor (fighter) (eliminator) (elimination)
- Disinfect[s]
- Kills mold and mildew
- Kills bacteria, viruses*, mold [and] [fungi] [and/or] [odor-causing bacteria]
- Spray directly onto surface to be treated
- Easy to use [apply to surface and allow to air dry]
- Tough on germs
- Ideal for commercial kitchens, bathrooms, laundry rooms, and locker rooms
- Kills odor causing bacteria, mold, mildew, and algae caused by flooding, water leaks, storm damage, or excess dampness
- Contains no phosphates
- Dye and Fragrance Free
- Hard Surface Disinfectant
- ClO₂ Generating System
- Formulated for Hospital Use
- Hospital type Disinfectant
- No Rinse Formula
- No Rinse Required
- Leaves No Residue
- No Harmful Residue
- No harsh chemical fumes -or- smell -or- odor -and/or- build-up -and/or- residue
- Kill[s] -and/or- [eliminates 99.9% of] -and/or- disinfect[s] - and/or- destroy[s] - -and/or- attack[s] -and/or- get[s] rid of [99.9% of] [the] bacteria -and/or-[other] germs -and/or- virus[es] -and/or -fungus [fungi] and/or- **insert virus - and/or- bacteria -and/or - fungus from label** [commonly found in - or- on[**insert use site - or- use surface from this label**]
- Kill[s] -and/or- [eliminates 99.9% of] -and/or- disinfect[s] - and/or- destroy[s] -and/or- attack[s] -and/or- get[s] rid of [99.9% of] Norovirus -and/or- Influenza [which causes the flu] -and/or- E. coli -and/or- Salmonella - and/or- Staph[ylococcus aureus] - and/or- Klebsiella pneumoniae -and/or- *Canine Parvovirus* [(Parvo)] [commonly found in -or- on [**insert use site -or- use surface from this label**]]
- Easy on -or- safe on -or- safe for use on [aluminum] [brass] [glazed ceramic] [chrome] [glass] [linoleum] [parquet] [plastic] [polypropylene] [PVC] [sealed granite,marble,quartz] [stainless steel] [vinyl]
- For direct application
- No Wipe, No Rinse, No Residue
- Will not harm most hard, nonporous surfaces
- Removes -or- eliminates (strong) (tough) [cat] [pet] [dog] odors
- [This effective product] eliminates odors at their source. [Does not just mask odors.]
- Deodorizes (areas that are hard to keep fresh smelling)
- Freshens [and deodorizes]
- Use to control odors in animal kennels
- Use to control odors in barn stalls.
- Eliminates urine and other strong pet odors{cat} {dog}
- Eliminates pet odors
- Pet waste odors
- Cat Urine
- Fecal Odors
- Eliminates strong ammonia odors
- Eliminates strong sulfur odors

- Heavy duty odor eliminator removes strong, deep set pet odors
- Perfect for eliminating your toughest [pet] odors
- Ideal -or- perfect for use on ***[insert use site(s) -or- use surface(s) from this label]***
- Effective [disinfectant] [formula]
- Designed -or- ideal -or- perfect for daily [disinfecting] [use]
- Okay (suitable) to use daily
(Okay) (suitable) for daily use
(Okay) (suitable) for weekly use
(Okay) (suitable) for monthly use
(Okay) (suitable) for regular use
(Okay) for everyday use
- Suitable for use with plants in the room.
- [This product] is an effective ClO₂ disinfectant.
- Just Add Water
- Made in USA and USA Flag Logo
- USE AS REFILL FOR [PROKURE® V] (Description) and (Part #), and/or mop bucket, and/or pressure sprayer, and/or pump sprayer.
- (X) pack (X can denote 1 up to 100)
- ProKure® V® uses innovative, cutting-edge ClO₂ technology to disinfect, sanitize and deodorize all hard, non-porous surfaces.
- Liquid Formula Packet
- [PROKURE® V] System for Disinfection and Deodorization
- Liquid
- Liquid Spray
- ClO₂ Liquid
- Liquid Fungicide
- Liquid Mold and Mildew Elimination
- Liquid Mold and Mildew Eliminator
- Liquid Deodorizer
- ClO₂ Generation System
- Activate. Eliminate [Mold and Mildew]
- [The] Mold and Mildew Elimination System
- (Inhibits)(stops) the growth of mold and mildew on uncontaminated surfaces for up to a week
- Leaves [use site or surface] (smelling) clean (and fresh)
- Kills 99.9% of (fungus)(fungi)(mildew)(mold) [in (just) 10 minutes]
- Kills athlete's foot fungus Kills[[Controls]][Inhibits][Stops][Eliminates] 99.9% of the fungus Trichophyton interdigitale (athlete's foot fungus) (a cause of ringworm) (on [use surfaces])
- Gets into and eliminates mildew even in hard to reach areas (places)Formulated for professional use
- Formulated for professional cultivator [restoration contractor]
- ClO₂ Technology
- Add Water to Activate
- Water Activated
- Liquid Spray System
- ClO₂ [Liquid] [Spray] Technology
- The [professional] answer to mold and mildew [control/elimination]
- ClO₂ Deodorization and Disinfection System
- ClO₂-based [technology/odor control/disinfection/mold and mildew elimination]
- {ProKure® V}{1}{System}
- EPA registered for use in {insert approved site here}
- Spray and Go
- No carcinogens or poisonous residuals
- Does not chlorinate
- Naturally dissipates
- Effectively [deodorizes][controls][eliminates] odors produced by odor-causing bacteria, fungi & other odor-causing organisms on [nonporous][and/or] [porous surfaces]
- Effectively [deodorizes][controls][eliminates] odors on [concrete, wood framing & studding, trim, drywall, carpet pads & subfloors] [insert selected use sites] [insert selected surface materials]
- Make [PRODUCT] the night before large [jobs][applications]The future of odor control
- Eliminates allergens and odor
- Reduces (eliminates) dust mite matter -and/or- particles, cockroach matter –and/or- particles, and pet dander allergens
- Removes (eliminates) allergen(s) from your home

- Reduces (Removes) (eliminates) Allergens (Cockroach matter -and/or- particles)(Dust mite matter -and/or- particles)(Pet dander -and/or- dog -and/or- cat dander)
- Reduces (Removes) (eliminates) allergy-causing particles, such as pet dander, and dust mite matter

OPTIONAL STATEMENT FOR SECONDARY CONTAINERS:

<Secondary / service container labeling for use only when this product is diluted in accordance with the product label.>

PROKURE® V

EPA Registration No. 87508-3-89334 EPA Establishment No. 62788-AL-001

Distributed by ProKure Solutions, LLC 5013 E. Washington Street, Suite 130, Phoenix, AZ 85034 www.prokuresolutions.com

Amount of Chlorine Dioxide generated = 0.05%

Optional Statement: (Amount of Chlorine Dioxide generated = 0.01%)

The product in this container is diluted as directed on the product label. Follow the directions for use on product label when applying this product.

KEEP OUT OF REACH OF CHILDREN

DIRECTIONS FOR USE

It is a violation of Federal Law to use this product in a manner inconsistent with the labeling.

Follow the directions for use on the pesticide label when applying this product. Further sale and/or distribution of the activated product is prohibited.

Optional Graphics & Icons:



EXAMPLES OF USE SITES:



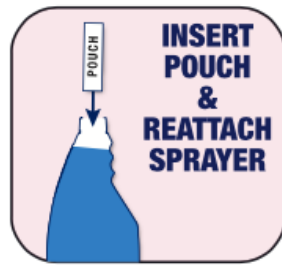
GRAPHIC ACCOMPANYING ENTIRE DIRECTIONS FOR USE



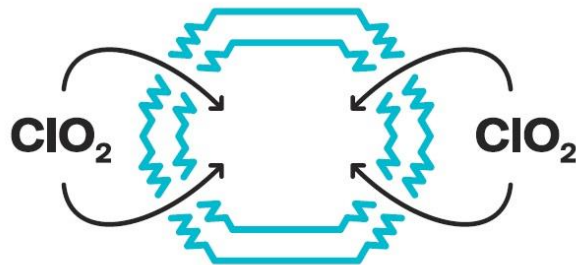
GRAPHIC TO ACCOMPANY "ELIMINATE ALL ODORS" CLAIM:





*Not intended for direct use on animals.

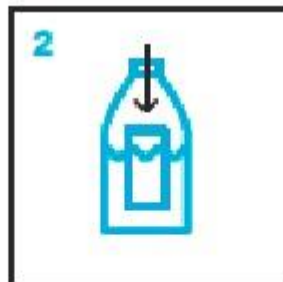


NO WIPE
NO RINSE
NO RESIDUE

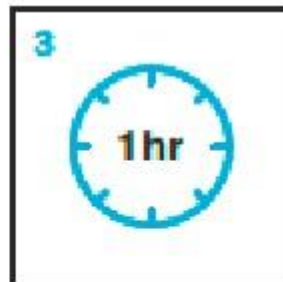




1
Open the silver foil packet and remove the white pouch (DO NOT OPEN THE WHITE POUCH).



2
Insert pouch into a solid (not clear) 1 quart (946ml) bottle filled with water.



3
Allow pouch to activate in water for 1 hour to reach maximum strength.